

**STATEMENT OF APPROVED BUDGET, UTILIZATIONS, DISBURSEMENTS AND BALANCES**  
As of September 30, 2017

Department: Other Executive Offices

Agency: Technical Education and Skills Development Authority

Operating Unit: Central Office

Organization Code (UACS): 260410100000


Report Status: ALL

PARTICULARS	UACS CODE	APPROVED BUDGET			BUDGET UTILIZATION					DISBURSEMENTS					BALANCES			
		Approved Budgeted Revenue	Adjustments (Additions, Reduction, Realignment)	Adjusted Budgeted Revenue	1st Quarter Ending March 31	2nd Quarter Ending June 30	3rd Quarter Ending Sept. 30	4th Quarter Ending Dec. 31	Total	1st Quarter Ending March 31	2nd Quarter Ending June 30	3rd Quarter Ending Sept. 30	4th Quarter Ending Dec. 31	Total	Unutilized Budget	Unpaid Utilizations		
																Due and Demandable / Accounts Payable	Not Yet Due and Demandable	
1	2	3	4	5=[3+(-)4]	6	7	8	9	10=(6+7+8+9)	11	12	13	14	15=(11+12+13+14)	16=(5-10)	17	18	
I. Agency Approved Budget																		
TESDA Revolving Fund	06207535																	
General Administration and Support	0000010000000000	7,000,000.00	2,000,000.00	9,000,000.00	1,339,423.82	1,483,439.17	2,120,869.45		4,943,732.44	1,339,423.82	1,483,439.17	2,120,869.45		4,943,732.44	4,056,267.56			
General Management and Supervision	1030010001000000	7,000,000.00	2,000,000.00	9,000,000.00	1,339,423.82	1,483,439.17	2,120,869.45		4,943,732.44	1,339,423.82	1,483,439.17	2,120,869.45		4,943,732.44	4,056,267.56			
MOOE		4,000,000.00	2,000,000.00	6,000,000.00	421,097.83	720,172.57	841,698.25		1,982,968.65	421,097.83	720,172.57	841,698.25		1,982,968.65	4,017,031.35			
National Capital Region (NCR)		4,000,000.00	2,000,000.00	6,000,000.00	421,097.83	720,172.57	841,698.25		1,982,968.65	421,097.83	720,172.57	841,698.25		1,982,968.65	4,017,031.35			
Central Office	260410100000	4,000,000.00	2,000,000.00	6,000,000.00	421,097.83	720,172.57	841,698.25		1,982,968.65	421,097.83	720,172.57	841,698.25		1,982,968.65	4,017,031.35			
CO		3,000,000.00		3,000,000.00	918,325.99	763,266.60	1,279,171.20		2,960,763.79	918,325.99	763,266.60	1,279,171.20		2,960,763.79	39,236.21			
National Capital Region (NCR)		3,000,000.00		3,000,000.00	918,325.99	763,266.60	1,279,171.20		2,960,763.79	918,325.99	763,266.60	1,279,171.20		2,960,763.79	39,236.21			
Central Office	260410100000	3,000,000.00		3,000,000.00	918,325.99	763,266.60	1,279,171.20		2,960,763.79	918,325.99	763,266.60	1,279,171.20		2,960,763.79	39,236.21			
Operations	0000030000000000	15,202,250.00	6,300,000.00	21,502,250.00	4,244,544.56	4,627,802.48	12,356,396.71		21,228,743.75	4,244,544.56	4,627,802.48	12,356,396.71		21,228,743.75	273,506.25			
MFO 2: TECHNICAL EDUCATION AND SKILLS DEVELOPMENT SERVICES	0000030200000000	15,202,250.00	6,300,000.00	21,502,250.00	4,244,544.56	4,627,802.48	12,356,396.71		21,228,743.75	4,244,544.56	4,627,802.48	12,356,396.71		21,228,743.75	273,506.25			
Promotion, Development and Implementation of Quality Technical Education and Skills Development Programs	0000030201000000	15,202,250.00	6,300,000.00	21,502,250.00	4,244,544.56	4,627,802.48	12,356,396.71		21,228,743.75	4,244,544.56	4,627,802.48	12,356,396.71		21,228,743.75	273,506.25			
Supervision, Coordination and Integration of Technical Education and Skills Development Programs, Projects and Related Activities in the Regions and Provinces	2650030201000001	15,202,250.00	6,300,000.00	21,502,250.00	4,244,544.56	4,627,802.48	12,356,396.71		21,228,743.75	4,244,544.56	4,627,802.48	12,356,396.71		21,228,743.75	273,506.25			
MOOE		15,202,250.00	6,300,000.00	21,502,250.00	4,244,544.56	4,627,802.48	12,356,396.71		21,228,743.75	4,244,544.56	4,627,802.48	12,356,396.71		21,228,743.75	273,506.25			
National Capital Region (NCR)		15,202,250.00	6,300,000.00	21,502,250.00	4,244,544.56	4,627,802.48	12,356,396.71		21,228,743.75	4,244,544.56	4,627,802.48	12,356,396.71		21,228,743.75	273,506.25			
Central Office	260410100000	15,202,250.00	6,300,000.00	21,502,250.00	4,244,544.56	4,627,802.48	12,356,396.71		21,228,743.75	4,244,544.56	4,627,802.48	12,356,396.71		21,228,743.75	273,506.25			
GRAND TOTAL																		
PS																		
MOOE		19,202,250.00	8,300,000.00	27,502,250.00	4,665,642.39	5,347,975.05	13,198,094.96		23,211,712.40	4,665,642.39	5,347,975.05	13,198,094.96		23,211,712.40	4,290,537.60			
FinEX																		
CO		3,000,000.00		3,000,000.00	918,325.99	763,266.60	1,279,171.20		2,960,763.79	918,325.99	763,266.60	1,279,171.20		2,960,763.79	39,236.21			


Certified Correct:

  
WILMA F. ROQUE


Certified Correct:

  
CARIZA A. DACUMA

Recommended By:

  
MA. MAGDALENA P. BUTAD

Approved By:

  
PILAR G. DE LEON  
Director IV-AS  
Chief of Services for Administration  
Date:

Agency Budget Officer

Agency Chief Accountant

Director, FMS

\_\_\_\_\_  
Head of Agency or Authorized  
Representative

Date:

Date:

Date:

Date:

*This report was generated using the Unified Reporting System on 30/10/2017 16:19*